

# Practicals



## Daytime Bar- Scene 1




Last one for farther into song  
(Amber look- adding in christmas lights- getting more dramatic in song)

**Scene 2- (Song 3)**



(Example of darker and dramatic look with same warm tones)

**Office- Scene 3, Scene 6**



(Brighter and whiter lights to mimic common office looks)

## *Middle Bar Look- Scene 4*



(Adding in more color and clearly later in the day, but not in full swing)

## Scene 4- Song 4





(Yellow looks- play with specials and uplighting on bottles  
in bar/ behind bar)

## Scene 5- Apartment




(Brighter lighting from bar- lighter ambers- homey feeling)

## Scene 5- Song 5



( Lighter blue- somber look- gradually getting more intense)

## Scene 6- Song 6&7





(More intense night time party vibe- getting more intense as night goes on and they get drunker)

## Scene 6- Song 8



(Nighttime glowy look to mimic night lights- play with uplighting and specials)

## Scene 6- Song 9



(Darker more uncomfortable look for this with growing intensity)